



**AIA**  
Virginia

# Virtual Meeting of the Membership

June 15, 2018

**Welcome**

# Treasurer's Report

# **Government Advocacy Advisory Council**

# SAP Training

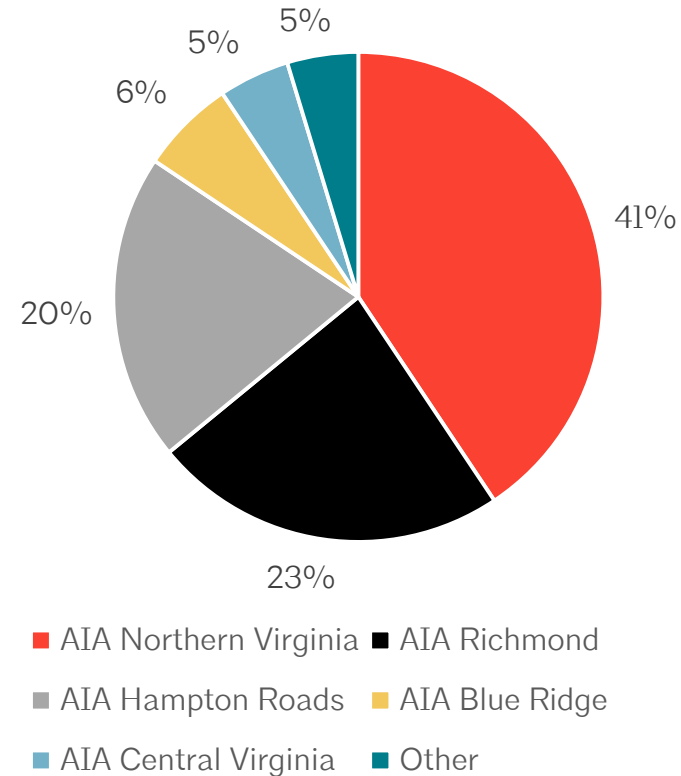
- AIA Virginia's first Safety Assessment Program (SAP) training program occurred on June 9th.
- Attendees earned a Cal-OES registration ID card and are now certified volunteer building safety evaluators
- Exploring hosting 2nd SAP training at Architecture Exchange East



# AIA Virginia PAC

- PAC Donation page:  
<https://aiavapac.org/give/>
- Total contributions to date: \$5,080
- Total contributors to date: 65 out of 2,307 members (2.7% of membership)
- 2019 General Assembly Session
  - Significant efforts will be expended educating new legislators while attempting to close a QBS loop hole in procuring A/E services

Percent of Total Contributors



# **Professional Excellence Advisory Council**

Read [key takeaways](#)  
from the  
**Design Forum XIII.**





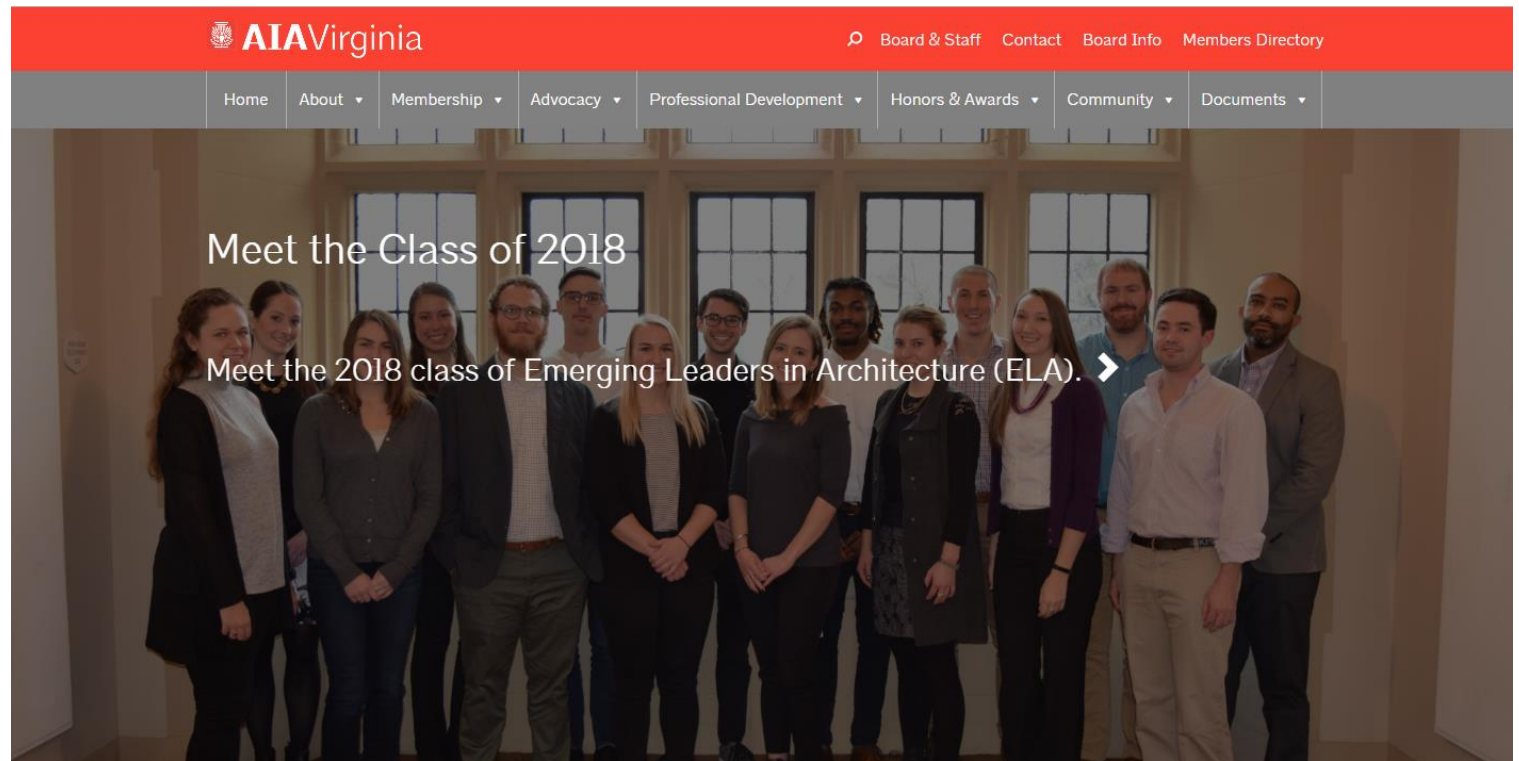
ArchEx 2018 Keynote Speaker  
**Francis Kéré, Hon. FAIA**



# **Communications & Outreach Advisory Council**

# AIA Virginia Digital Experience

- A refined AIA Virginia website is launching soon.
- It is designed to align with the national brand and aia.org to provide a unified and consistent member experience.
- It will feature a public Firm Directory.



# Publication Update

- AIA Virginia anticipates launching a curated digital publication in the coming year.
- It will likely feature key takeaways from signature events, award-winning design, news from academia, industry best practices, designer profiles, and member-generated content.

# **Member Services Advisory Council**

# Membership Update – 2017 Review

## 2017 Membership Summary

AIA Virginia	Architects	Associates	Emeritus	Total	AIA VA Growth	AIA Growth
2017	1676	504	209	2389	1%	.80%

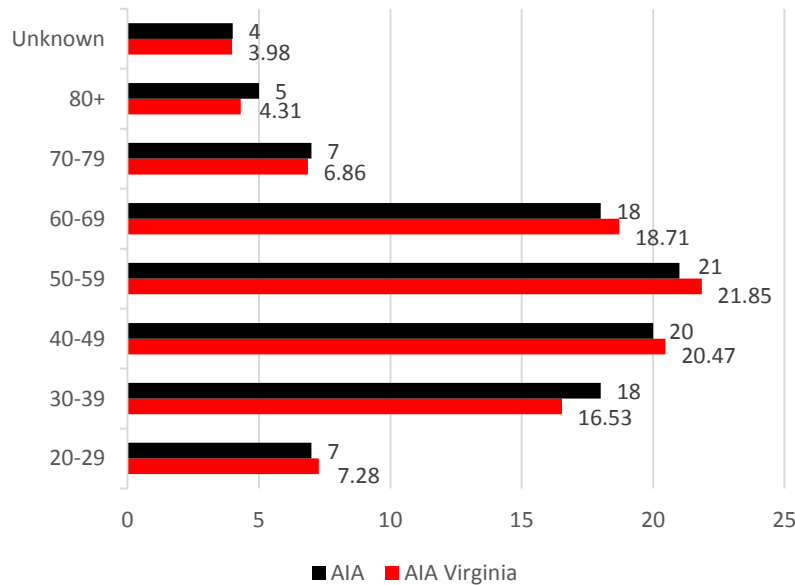
### Renewal Rates:

2016: 93.6% renewal rate for AIA Virginia (94.8% AIA)  
 2017: 94.20% renewal rate for AIA Virginia (93.26% AIA)

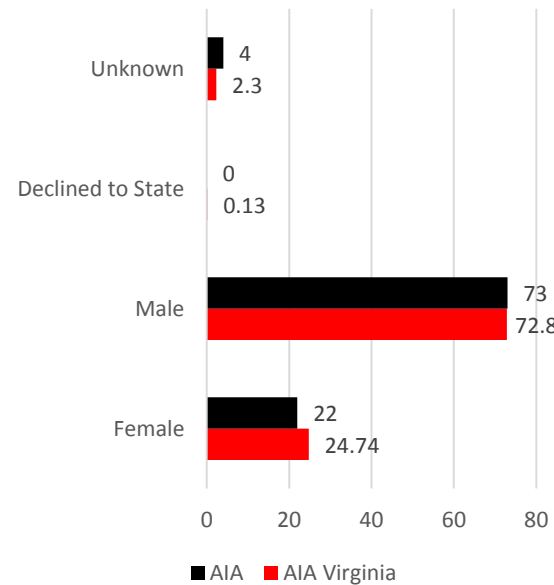
### Market Reach:

AIA Virginia - 1,885 (A+E members)/2,921 resident licensed architects (NCARB) = 64.53%  
 AIA – 70,893 (A+E members)/109,748 total architects (NCARB) = 64.59%

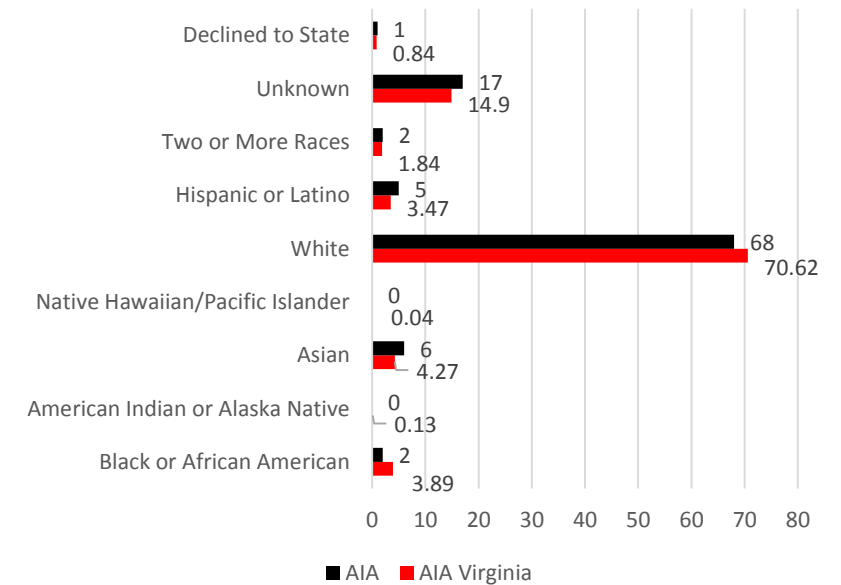
### Age Demographics



### Gender Diversity



### Ethnic Diversity



# Membership Update – 2018 Status

As of May 31, 2018

**1,629** Architects

**465** Associates

**213** Emeritus

**2,307** total AIA Virginia members

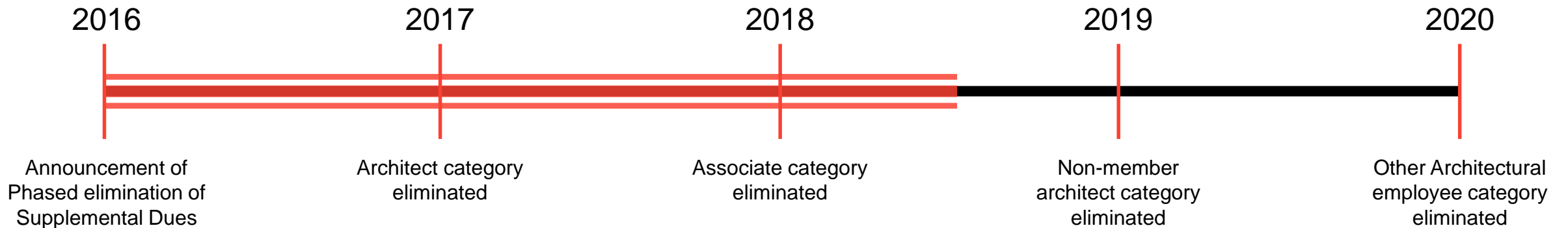
As of April 2018, we have a 1% increase in membership over April 2017.

(Strategic plan goal is a 1.5% increase annually).

# Supplemental Dues

Phased elimination of AIA Virginia supplemental firm dues continues.

Only 1 category remains for payment in 2019.





# State of the Organization

Presented by 2018 President Eric Keplinger, AIA



**AIA**  
Virginia

# Region of the Virginias Breakfast Reception

Attending A'18?

Join us on at 7:30 a.m. on Friday, June 22 in the Clinton Room at the Hilton Midtown.

Tickets need to be pre-purchased. Tickets and information can be found at:  
<https://www.aiava.org/form/region-of-the-virginias-breakfast-reception/>

**Next Meeting:**  
Thursday, Nov. 8, 2018  
in association with  
Architecture Exchange East

**Thank you.**